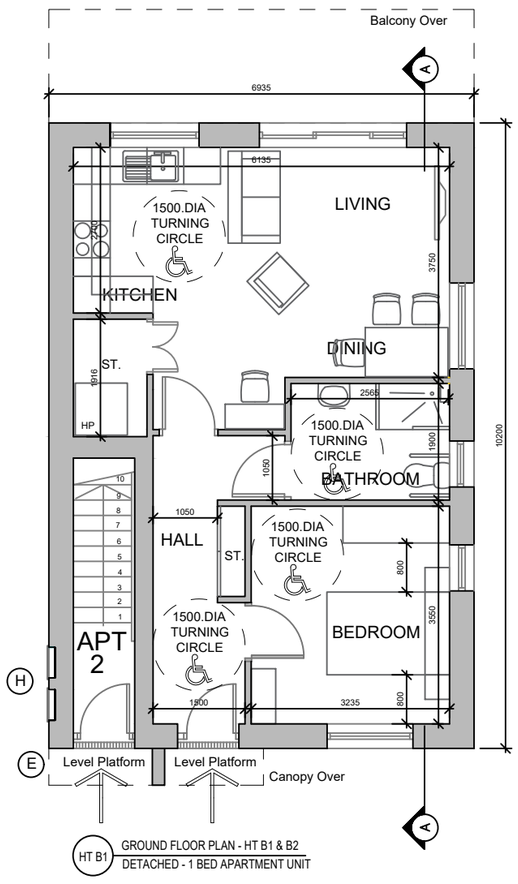

HT B1 GROUND FLOOR PLAN - HT B1 & B2
DETACHED - 1 BED APARTMENT UNIT

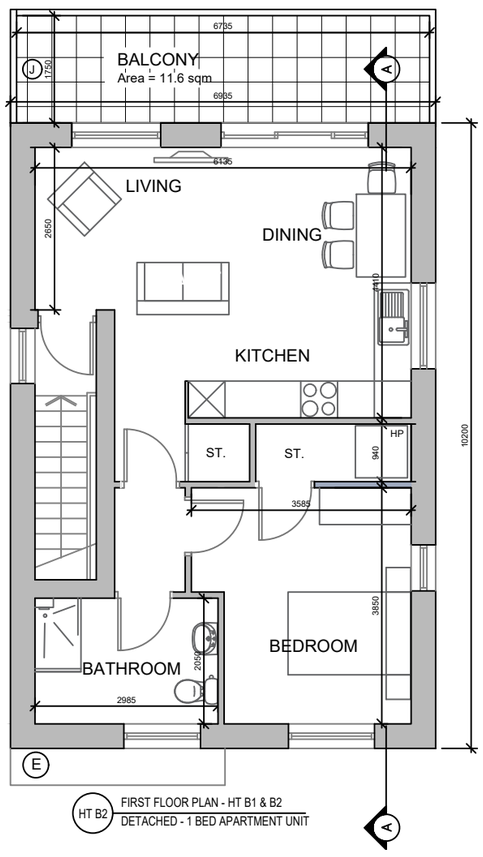

HT B2 FIRST FLOOR PLAN - HT B1 & B2
DETACHED - 1 BED APARTMENT UNIT

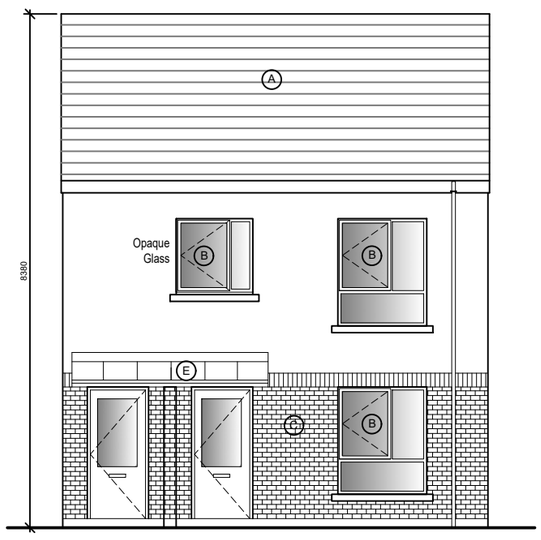

HT B1&B2 FRONT ELEVATION - HT B1 & B2
DETACHED - 1 BED APARTMENT UNIT'S

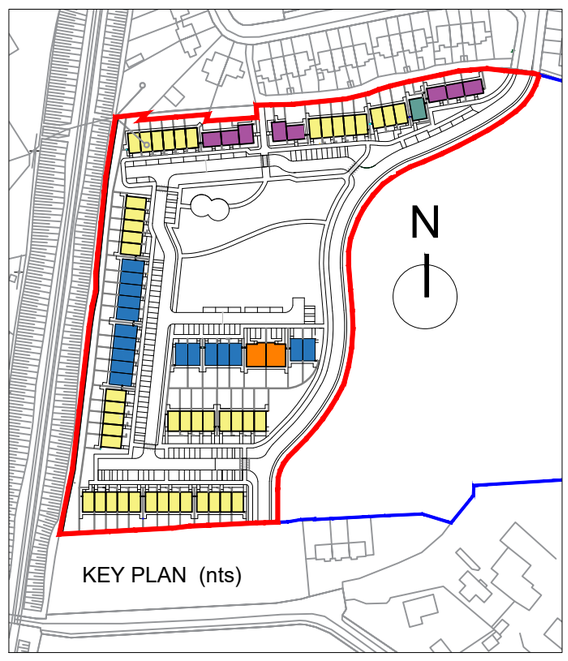

B Type Units

PROPOSED FINISHES

- (A) SELECTED ROOF TILES
- (B) DOUBLE GLAZED WINDOWS
- (C) BRICKWORK WALL FINISHES
- (D) RENDER WALL FINISHES
- (E) ZINC ENTRANCE CANOPY
- (F) DOUBLE GLAZED PATIO DOORS
- (G) BOUNDARY GATE / FENCE
- (H) UTILITY METER CUPPBOARDS
- (I) ROOFLIGHT
- (J) 1.8M HIGH PRIVACY SCREEN

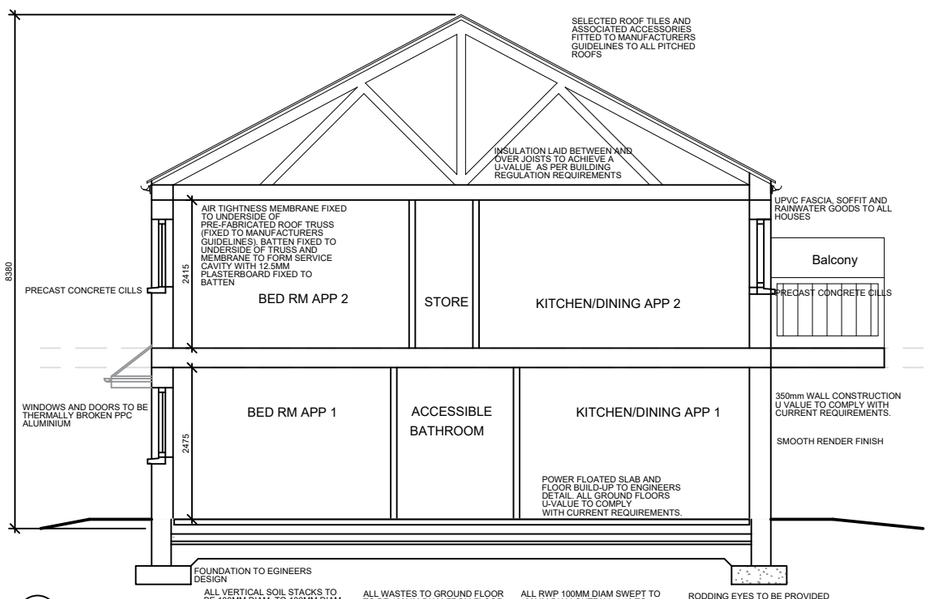

HT B1&B2 SECTION AA - HT B1 & B2

ALL VERTICAL SOIL STACKS TO BE 100MM DIAM. TO 100MM DIAM TRANSITION ALIGNED TO FLOW AT GROUND FLOOR LEVEL TO 450MM RADIUS 100MM DIAM SWEPT BEND TO CONCRETE AND 100MM DIAM TO FALL 1:60 TO COLLECTION. BRANCHES BELOW GROUND TO BE PATENT 45 DEGREES OR LESS TO LINE OF FLOW.

ALL GROUND FLOOR SOILS WATE TO BE 100MM DIAM TRANSITION TO 450 RADIUS 100MM DIAM SWEPT BEND TO CONCRETE 100MM DIAM TO FALL 1:60 TO COLLECTION . BRANCHES TO BE PATENT 45 DEGREE BENDS OR LESS TO LINE OF FLOW.

ALL WASTES TO GROUND FLOOR TO BE 100MM DIAM FROM FLOOR LEVEL SWEPT TO 100MM DIAM OUTFALL 1:40 TO BIGT. ALL BRANCHES TO BE PATENT ALIGNED TO FLOW NOT LESS THAN 90 DEGREES TO DIRECTION OF FLOW . FIT PATENT REDUCERS TO TAKE 40MM DIAM WASTES AT FLOOR FACE

ALL WASTES IN FLOOR SLAB TO BE ACCURATELY ALIGNED TO ENSURE PROPER CONNECTIONS INSIDE VOID OF PARTITIONS OR ALIGNED TO SAME AS SHOWN

ALL RWP 100MM DIAM SWEPT TO 100MM DIAM OUTFALL 1:40 TO BIGT. ALL BRACHES TO BE PATENT ALIGNED TO FLOW

ALL WC AND SOIL WASTE OUTLETS TO BE ACCURATELY ALIGNED FOR FITTING TYPES SPECIFIED

ALL FIRST FLOOR WASTES TO BE SUSPENDED WITH FIXINGS, FALLS & CONNECTIONS IN STRICT ACCORDANCE WITH PIPE MANUFACTURERS SPECIFICATION

ALL SOIL STACKS TO BE VENTED TO OPEN AIR WITH PATENT COVERS

RODDING EYES TO BE PROVIDED TO ENSURE ADEQUATE CLEANING ACCESS

ALL WORKS TO BE CARRIED OUT IN ACCORDANCE WITH BS.5572-1994

ALL INTERNAL DRAINAGE VERTICAL DROPS, HORIZONTAL PIPE RUNS ARE TO BE SOUND INSULATED

SELECTED ROOF TILES AND ASSOCIATED ACCESSORIES FITTED TO MANUFACTURERS GUIDELINES TO ALL PITCHED ROOFS

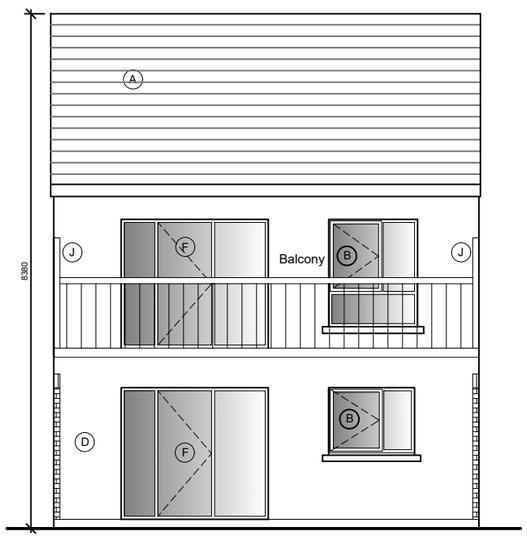

HT B1&B2 FRONT ELEVATION - HT B1 & B2
DETACHED - 1 BED APARTMENT UNIT'S

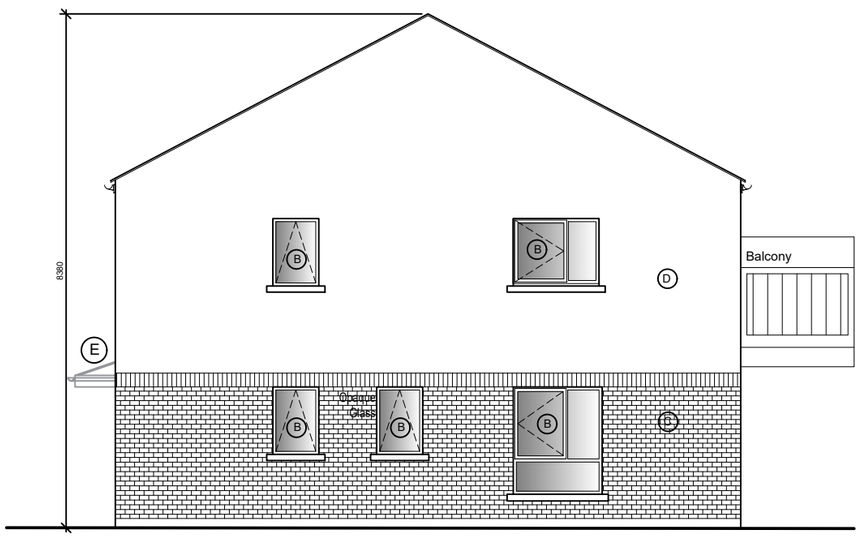

HT B1&B2 SIDE ELEVATION - HT B1 & B2
DETACHED - 1 BED APARTMENT UNIT'S

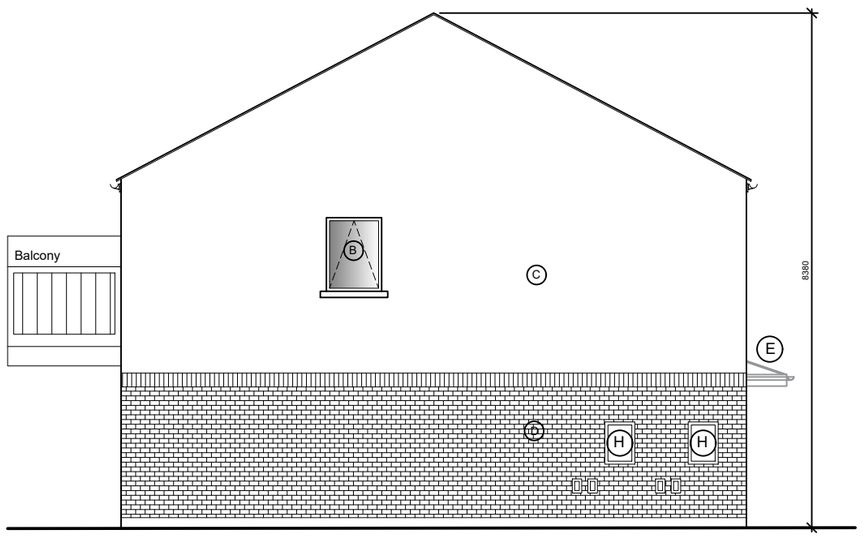

HT B1&B2 SIDE ELEVATION - HT B1 & B2
DETACHED - 1 BED APARTMENT UNIT'S

REQUIRED AREAS-DESIGN STANDARDS FOR NEW APARTMENTS

APARTMENT 1 & 2 - 1 BEDROOM	OVERALL APT FLOOR AREA (m²)	AGGREGATE LIVING ROOM (m²)	AGGREGATE BEDROOM AREA (m²)	STORAGE	MINIMUM AREAS DOUBLE BED.(m)	MINIMUM WIDTH DOUBLE BED.(m)	MINIMUM WIDTH LIVING ROOM.(m)
REQUIRED AREAS	**45**	**23**	**11.4**	**3**	**11.4**	**2.8**	**3.3**
PROPOSED AREAS APARTMENT 1	51.5	23.5	11.5	**3**	11.5	3.2	3.7
PROPOSED AREAS APARTMENT 2	55.8	25.9	12.6	3.3	12.6	3.58	4.41

REV:	DATE:	DRN BY:	DESCRIPTION

REVISIONS:

WICKLOW COUNTY COUNCIL

HOUSING CONSTRUCTION
COUNTY BUILDINGS
WICKLOW

TEL:0404 - 20100
FAX 0404 - 67792

www.wicklow.ie

JOB: TINAHASK, ARKLOW, Co. WICKLOW.

TITLE: HOUSE TYPE B1 & B2 PLANS, ELEVATIONS & SECTION

SCALE: 1:100@A2	Date: 08/24
DWG NO: TH - P8 - 05	Drawn KB
SHEET SIZE A2	Checked
STATUS: PART 8	REV

DO NOT SCALE - USE FIGURED DIMENSION ONLY - ALL DIMENSIONS TO BE CHECKED ON SITE - ORIGINAL SIZE - A2